







D10 Swivel

PRODUCT INFORMATION:

The D10 Swivel has streamline shape and a swivel side mounting bracket. This bracket enables the D10 Swivel to be easily adjusted into various positions to illuminate your work area. Delivering an effective lumen output of 2500 lumen, it is not only adaptable but also bright.



-  EMC TESTED
-  IP 69K
-  VIBRATION TESTED
-  SALT SPRAY TESTED *

* Pending

Operating Temp: -40° to 85°C

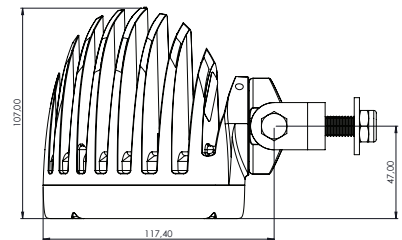
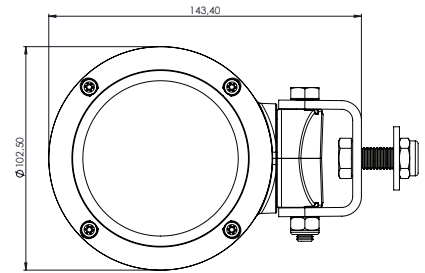
Light Pattern: Symmetric,
Asymmetric

Lens Material: Plastic

Housing: Cast Aluminium

Mounting Options:
Hanging, Standing

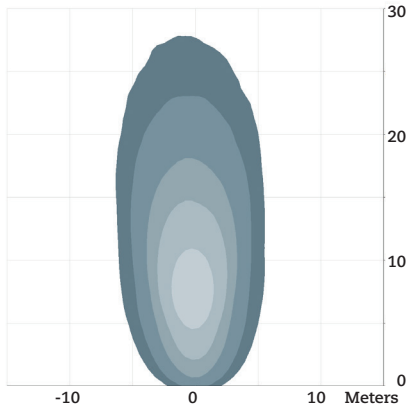
Connector:
Deutsch (DT04-2P) built in



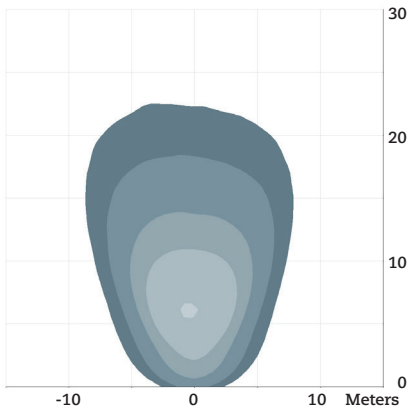
LUMEN OUTPUT		Number of LED'S	VOLTAGE		AMP DRAW		Power (Watts)	Colour Temp	CRI	COMPLIANCE / RATING						
Theoretical	Effective		Machine	Operating Range	12 Volts	24 Volts				EMC EN55025 / CISPR25	IP69K	Vibration 5-2000Hz 3 Axis	Salt Spray ASTM B117	UL Rated Optional	E Approved Optional	Shock Tested
3000	2500	10	12-48	9 60	3.2	1.6	42	5000	70	5	•	10 Grms	•*			

* pending

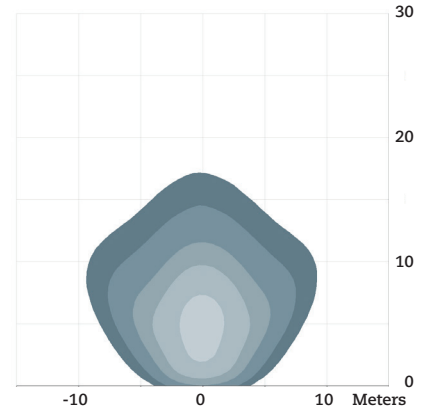
LED LIGHT BEAM PATTERNS



D10 - 2500
Narrow 0-30°
3.0m / -15°
Symmetric



D10 - 2500
Medium 31-45°
3.0m / -15°
Symmetric



D10 - 2500
Wide 45°+
3.0m / -15°
Asymmetric

