



VL6

PRODUCT INFORMATION:

The VL6 LED has a 6 LED design producing a light output of 1000 effective lumen. The thru bolt and low profile design is great for mounting in locations which can be subjected to harsh treatment. The VL6 is available with symmetric or asymmetric lighting patterns and for various applications from ATV's and snowmobiles to commercial coaches and trucks.



EMC TESTED



IP69K



VIBRATION TESTED



SALT SPRAY TESTED

Operating Temp: -40°C to 75°C

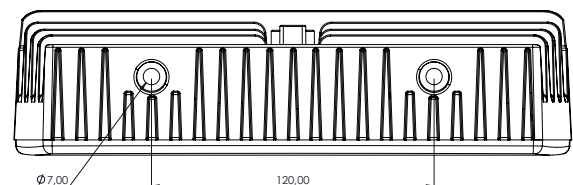
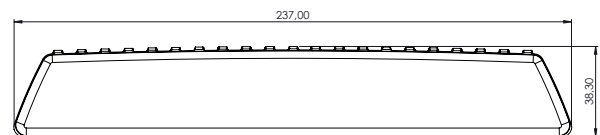
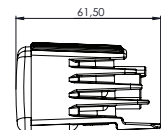
Light Pattern:
Symmetric, Asymmetric

Lens Material: Plastic

Housing: Cast Aluminium

Mounting Options: Thru Bolt

Connector:
Deutsch (DT04-2P) built in



LUMEN OUTPUT		Number of LED'S	VOLTAGE		AMP DRAW		Power (Watts)	Colour Temp	CRI	COMPLIANCE / RATING						
Theoretical	Effective		Machine	Operating Range	12 Volts	24 Volts				EMC EN55025 / CISPR25	IP69K	Vibration 5-2000Hz 3 Axis	Salt Spray ASTM B117	UL Rated Optional	E Approved Optional	Shock Tested
1500	1000	6	12-48	9 60	2.0	1.0	24	6200	70	4	•	10 Grms	•			